

S5105 Handheld Multifunctional Analyzer

(Frequency Range: 30kHz – 18GHz/26.5GHz, 50MHz - 40GHz)

Key Features

- Spectrum Analysis
- Power Monitoring
- Vector Network Analysis
- Field Strength Measurement
- Vector Voltage Measurement
- USB Power Measurement
- Cable and Antenna Feeder Test
- With data storage, playback and comparison functions
- With USB, LAN and other interfaces for program control and data transmission
- With six-independent cursor display function, and the cursor position can slide with the finger.
- 8.4 inch LCD touch screen, easy to operate, friendly man-machine interface, visual display.
- Small size, light weight, secondary environmental adaptability, easy to carry and test in special occasions.
- Test data can be stored and called, and three kinds of storage media are available: 1.5G or more high-capacity internal storage, USB external storage, SD external storage.
- Battery powered, suitable for field use, intelligent power management, with remaining battery capacity indication and low battery alarm function, and sleep energy-saving function.



With frequency range of 18GHz/26.5GHz/40GHz, S5105D/E/F microwave multifunctional analyzers integrate multiple functions such as dual-port vector network analysis, cable and antenna feeder test, vector voltage measurement, spectrum analysis (channel power, adjacent channel power, occupied bandwidth, interference analysis and frequency counting), field strength measurement and power measurement, providing you with powerful comprehensive test capabilities.

Dual-port vector network analysis can make comprehensive RF network parameters measurement quickly and accurately, providing logarithmic, linear, phase, group delay, impedance chart, polar coordinate, SWR and other display formats, and providing time domain measurement options.

No.367, Fuxing N. Rd.,105 Taipei,Taiwan Tel: +886.909 602 109

sales@salukitec.com www.salukitec.com



S5105 Handheld Multifunctional Analyzer

(Frequency Range: 30kHz – 18GHz/26.5GHz, 50MHz - 40GHz)

Cable and antenna feeder test can measure the SWR, return loss, impedance, cable loss and other parameters of microwave networks such as antenna feeders, transmission lines and cables, and can conveniently measure impedance discontinuity points in feeders and cables, with DTF function.

Vector voltage measurement adopts an integrated solution instead of the traditional vector voltmeter to accurately test the electrical length of cables and some other devices under test.

Spectrum analysis is a spectrum analyzer with standard functions, which can measure the spectrum characteristics comprehensively in an electromagnetic environment.

Field strength measurement has a friendly user interface and high test sensitivity. With the corresponding test antenna, it can effectively monitor the electromagnetic spectrum and is widely used in space electromagnetic environment monitoring and radio management.

USB power sensor is configured to achieve large dynamic range and high-precision power measurement, and can also carry out power monitoring through the spectrum input port.

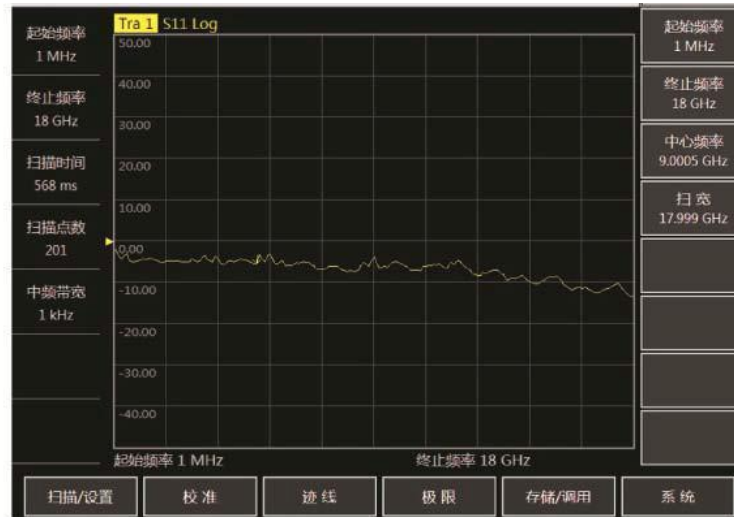
Main Functions Features To Boost Your Efficiency

1. Network Parameter Measurement

With the frequency range of network analysis of 30kHz - 18GHz/26.5GHz and 50MHz- 40GHz, S5105D/E/F microwave analyzers can realize standard vector network analysis and measurement of full 4S parameters, and can test full S parameters of amplifier, filter, attenuator, duplexer and other devices, providing logarithmic, linear, phase, group delay, impedance, polar coordinate, SWR and other display formats.

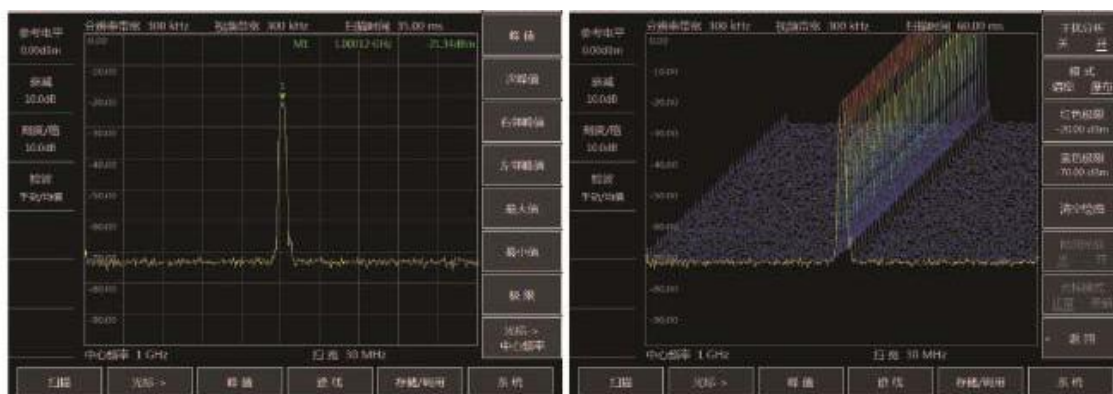
S5105 Handheld Multifunctional Analyzer

(Frequency Range: 30kHz – 18GHz/26.5GHz, 50MHz - 40GHz)



2. Spectrum Analysis

With the frequency range of the spectrum analysis function (spectrum analysis, field strength, channel power, occupied bandwidth, adjacent channel power ratio, interference analysis, frequency counting) of 100kHz - 18GHz/26.5GHz/40GHz, S5105D/E/F microwave analyzers have such features as wide frequency band, high sensitivity, wide dynamic range and good phase noise, can realize fast and efficient signal detection and measurement, can display three traces at the same time, have different optional detector modes such as standard, sample, positive peak, negative peak and mean, and have interference analysis, spectrogram, waterfall plot, data recording and playback functions.



No.367, Fuxing N. Rd.,105 Taipei,Taiwan Tel: +886.909 602 109

sales@salukitec.com www.salukitec.com

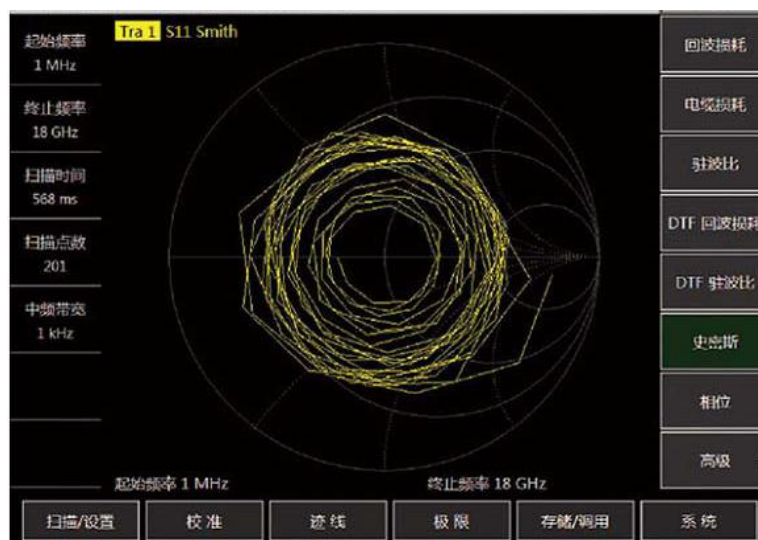


S5105 Handheld Multifunctional Analyzer

(Frequency Range: 30kHz – 18GHz/26.5GHz, 50MHz - 40GHz)

3. Cable and Antenna Test

As cable and antenna feeder testers, S5105D/E/F microwave analyzers can be used to measure the return loss, VSWR, impedance, cable loss and distance to fault of cables, feeders and other devices under test. The measurement of return loss and distance to fault will help you determine the specific cause of performance degradation of the overall system in the cable and antenna feeder system. In addition, some common cable and feeder parameters are built in for convenient use.



4. Vector Voltage Measurement (Option)

With the frequency range of vector voltage measurement of 30kHz - 18GHz/26.5GHz and 50MHz - 26.5GHz, S5105D/E/F microwave analyzers can accurately measure the electrical length and phase shift of devices under test, and can perform reflection and transmission test.

S5105 Handheld Multifunctional Analyzer

(Frequency Range: 30kHz – 18GHz/26.5GHz, 50MHz - 40GHz)



5. Power Measurement Based on USB Power Sensor (Option)

S5105D/E/F microwave analyzers can use S 8723X series USB Continuous Wave Power Sensors of Saluki to measure power, and can test RF/microwave power up to 40GHz.



S5105 Handheld Multifunctional Analyzer

(Frequency Range: 30kHz – 18GHz/26.5GHz, 50MHz - 40GHz)

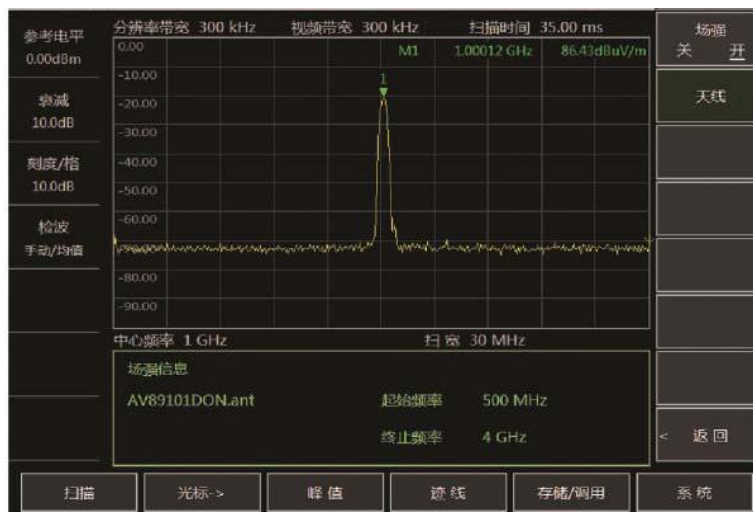
6. Power Monitoring (Option)

S5105D/E/F microwave analyzers can also carry out power monitoring and measurement through the spectrum input port, with frequency range of 100kHz - 18GHz/26.5GHz/40GHz.



7. Field Strength Measurement (Option)

S5105D/E/F microwave analyzers can also be used for field strength measurement together with the corresponding test antennas, and are widely used in space electromagnetic environment monitoring and radio management. The testers support user antennas, allowing users to define their own antennas.



No.367, Fuxing N. Rd.,105 Taipei,Taiwan Tel: +886.909 602 109

sales@salukitec.com www.salukitec.com



S5105 Handheld Multifunctional Analyzer

(Frequency Range: 30kHz – 18GHz/26.5GHz, 50MHz - 40GHz)

8. Supporting List Sweep

In addition to frequency sweeping, spectrum analysis, antenna feeder test and network analysis also support list sweep. Parameters in each band are independent.

9. Supporting Upper and Lower Limit Lines

Spectrum analysis, antenna feeder test and network analysis support the limit line test. The limit line can be used as a visual reference, and can also be used as the basis for PASS/FAIL judgment. If the test data exceed the upper limit line or fall below the lower limit line, the loudspeaker will sound "dripping" to remind the user that the data have exceeded the limit line.

10. Sleep Energy-saving Function

The analyzer has a sleep energy-saving function, and the sleep time can be set. When the sleep function is activated, the testers will automatically turn off the display or shut down if they are not operated for a certain period of time, thus saving electric energy and effectively extending the working time and service life of battery.

11. More Cursors

Six independent cursors are provided, which can display the parameters of the cursor position and can also search for maximum, minimum or peak values. All cursors have the Δ mode, making the test reading easier. In addition, the scale on the left side of the display can facilitate the judgment of the test results.

12. Automatic Software Upgrade of USB Disk

S5105D/E/F analyzers have USB interfaces that can be used for intelligent software upgrade and data backup. You can easily use the USB disk to perform software upgrade and maintenance on the instrument. It takes only a few steps and is simple and quick. You can restart the instrument after the upgrade.

Typical Applications

S5105D/E/F microwave analyzers are compact and portable. With many test parameters and comprehensive test functions, they are very suitable for multi-parameter test occasions, and can be battery-powered. As a powerful tool for field engineering installation, debugging, daily

S5105 Handheld Multifunctional Analyzer

(Frequency Range: 30kHz – 18GHz/26.5GHz, 50MHz - 40GHz)

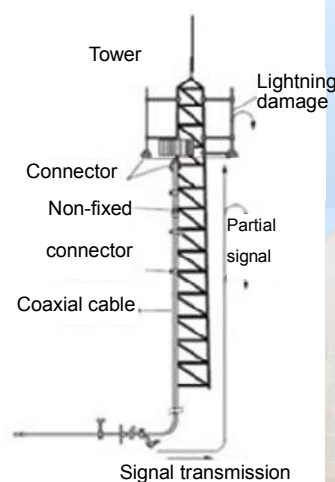
maintenance and repair of various microwave electronics, the testers can be widely used in various fields such as radar, communication, radio & television and radio management, and are also a good choice for teaching in colleges and universities.

1. Test of Main Performance Parameters of Radar

With full functions, S5105D/E/F analyzers can test the main performance parameters of radar antenna feeder, transmitting/receiving subsystem and other subsystems up to 18GHz/26.5GHz/40GHz, including the SWR, reflectance, insertion loss, return loss and impedance characteristics of antenna feeder subsystem, the transmitting signal frequency and spectrum characteristics of transmitting subsystem, and the center frequency, gain, differential loss, bandwidth and dynamic range of receiving subsystem.

2. Multi-parameter Test in Such Fields as Cable TV and Wireless Communication

Cable TV, cellular telephone system, digital mobile communication operators and equipment manufacturers use S5105D/E/F testers to perform integrated test on spectrum distribution, antenna feeder contact performance, S parameters of components and parts and feedthrough power in the field.



S5105 Handheld Multifunctional Analyzer

(Frequency Range: 30kHz – 18GHz/26.5GHz, 50MHz - 40GHz)

Technical Specifications

Parameter	S5105D	S5105E	S5105F
Cable & Antenna Feeder Test			
Frequency Range	30kHz - 18GHz	30kHz - 26.5GHz	50MHz - 40GHz
Frequency Accuracy	$\pm 1 \times 10^{-6}$		
Power Level	Large, small		
Data Points	101, 201, 401, 601, 801, 1001, 1601, 4001, 10001		
Effective Directivity	30dB - 40dB	30dB - 38dB	28dB - 35dB
Vector Network Analysis			
Frequency Range	30kHz - 18GHz	30kHz - 26.5GHz	50MHz - 40GHz
Frequency Accuracy	$\pm 1 \times 10^{-6}$		
Power Range	Large, small, manual		
Effective Directivity	30dB - 40dB	30dB - 38dB	28dB - 35dB
Power Monitoring			
Frequency Range	100kHz - 18GHz	100kHz - 26.5GHz	100kHz - 40GHz
Power Range	-60dBm to +20dBm	-60dBm to +20dBm	-50dBm to +20dBm
Spectrum Analysis			
Frequency Range	100kHz - 18GHz	100kHz - 26.5GHz	100kHz - 40GHz
Resolution Bandwidth	10Hz - 5MHz (step by 1,3,10)		
Video Bandwidth	1Hz - 5MHz (step by 1,3,10)		
Display Average Noise Level	-139dBm to -151dBm (front amplifier-on)	-126dBm to -151dBm (front amplifier-on)	-110dBm to -144dBm (front amplifier-on)
	-117dBm to -135dBm (front amplifier-off)	-108dBm to -135dBm (front amplifier-off)	-95dBm to -128dBm (front amplifier-off)
Noise Sideband (CF=1GHz)	$\leq -99\text{dBc/Hz}@100\text{kHz}$		
	$\leq -110\text{dBc/Hz}@1\text{MHz}$		
Residual Response	$\leq -80\text{dBm}$		$\leq -70\text{dBm}$
Max. Safety Input Level	+27dBm		
General Information			
Type of Test Port	N-type female	3.5mm male	2.4mm male
Power Supply	Rechargeable lithium-ion battery or power adapter		
Power Consumption	$\leq 40\text{W}$ (excluding battery charging)		
Operating Temperature	-10°C to $+55^{\circ}\text{C}$		

S5105 Handheld Multifunctional Analyzer

(Frequency Range: 30kHz – 18GHz/26.5GHz, 50MHz - 40GHz)

Storage Temperature	-50°C to +70°C	
Max. Weight	4.8kg (excluding battery)	5.3kg (excluding battery)
Max. Dimensions	315mm×211mm×97mm (excluding handle and bracket)	

Standard Package

Item	Name	Qty
1	S5105D/E/F Main Machine	1 UNIT
2	Standard Three-core Power Cord	1 PC
3	Power Adapter	1 PC
4	Rechargeable Lithium-ion Battery	1 PC
5	CD (user manual, programming manual, USB driver, program-controlled function library, program-controlled example, and installation file required for program-controlled function library)	1 PC
6	Certificate of Conformity	1 PC

Optional Accessories

Part No.	Name	Description
S5105-S02	Antenna Test (Software)	For testing RL, VSWR, Breakpoint of Cable and Antenna.
S5105-S03	Vector Voltmeter (Software)	For testing cable phase shift and electrical length.
S5105-S04	USB Power Measurements (Software) (need to reprogram USB power sensors)	External USB Power probe can conduct precise measurement of continuous wave signal.
S5105-S05	Power Detection (software)	Receiving external signal at spectrum input port in order to measure signal power.

No.367, Fuxing N. Rd.,105 Taipei,Taiwan Tel: +886.909 602 109

sales@salukitec.com www.salukitec.com



S5105 Handheld Multifunctional Analyzer

(Frequency Range: 30kHz – 18GHz/26.5GHz, 50MHz - 40GHz)

S5105-S06	Field Strength Measurements (Software) (need to reposition antenna)	For field strength measurements
S5105-S07	GPS Positioning (Software) (including GPS antenna)	Provide geographical information such as longitude, latitude and altitude.
S5105-H01	Rechargeable Lithium-ion Battery	Backup battery
S5105-H02	AC-DC Adapter	Backup
S5105-H04	S31101A N-type male Calibration Kit, DC - 18GHz	Calibrate for Vector Network Analysis, Antenna Test and Vector
S5105-H05	S31101B N-type Female Calibration Kit, DC - 18GHz	
S5105-H06	S31121 3.5mm Calibration Kit, DC - 26.5GHz	
S5105-H07	S31123 2.4mm Calibration Kit, DC - 40GHz	
S5105-H08	N (M-M) Calibration Cable	Calibration or Cable Test
S5105-H09	N (F-M) Calibration Cable	
S5105-H10	3.5mm (F-F) Calibration Cable	
S5105-H11	3.5mm (F-M) Calibration Cable	
S5105-H12	2.4mm (F-F) Calibration Cable	
S5105-H13	2.4mm (F-M) Calibration Cable	
S5105-H14	S87230 USB Power Sensor, 9kHz-6GHz	For High-precision Power Measurement
S5105-H15	S87231 USB Power Sensor, 10MHz-18GHz	
S5105-H16	S87232 USB Power Sensor, 50MHz-26.5GHz	
S5105-H17	S87233 USB Power Sensor, 50MHz-40GHz	
S5105-H18	S89101A Antenna, 10kHz-20MHz	For Field Strength Measurement
S5105-H19	S89101B Antenna, 20MHz-200MHz	
S5105-H20	S89101C Antenna, 200MHz-500MHz	
S5105-H21	S89101D Antenna, 500MHz-4000MHz	
S5105-H22	S89901 Antenna, 1GHz-18GHz	

S5105 Handheld Multifunctional Analyzer

(Frequency Range: 30kHz – 18GHz/26.5GHz, 50MHz - 40GHz)

S5105-H23	S89401 Antenna Amplifier, 10kHz-4GHz	For Field Strength Measurement
S5105-H24	S71522D Attenuator (40dB, 25W)	For High Power Measurement
S5105-H25	S71523C Attenuator (40dB, 50W)	
S5105-H26	S71524C Attenuator (40dB, 100W)	
S5105-H27	S71101 Adapter, N(F)-N(F)	For Switching Between Connectors
S5105-H28	S71115 Adapter, 3.5mm(M)-N(F)	
S5105-H29	S71116 Adapter, 3.5mm(M)-N(M)	
S5105-H30	S71117 Adapter, 3.5mm(F)-N(M)	
S5105-H31	S81101 Adapter, N(M)-N(F)	
S5105-H32	Soft Backpack	For Carrying
S5105-H33	Aluminum Carrying Case	For Transportation
S5105-H34	Waterproof Safety Box	For Transportation

Note: Information will conduct the necessary updates , the contents of this document are subject to change without notice